


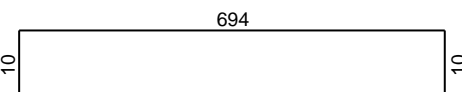
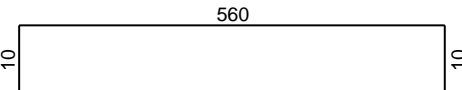
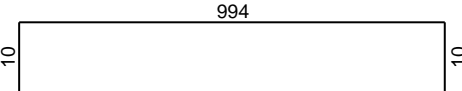
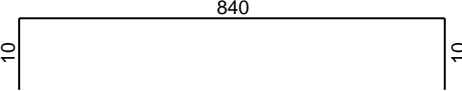
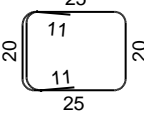
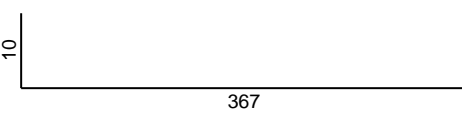
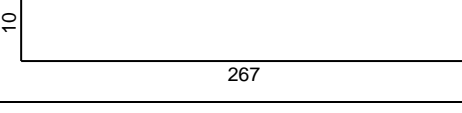
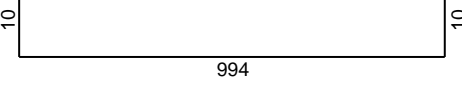
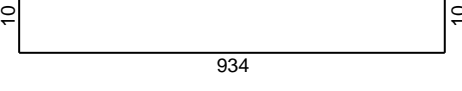
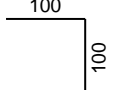
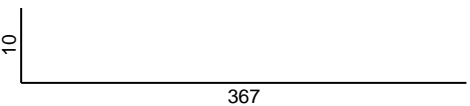

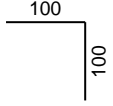

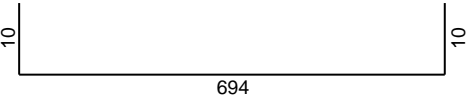
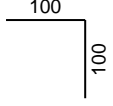
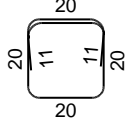
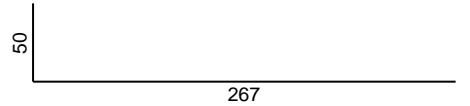


Bars - specifications						
name	Shape and size [cm]	Ø	lg [m]	n [pcs]	lgn [m]	
FOUNDATION SLAB – SLAB REINFORCEMENT (1 piece)						
1		12	7.43	138	1025.34	
2		12	10.43	98	1022.14	
3		12	1.20	452	542.40	
COVER SLAB - SLAB REINFORCEMENT (1 piece)						
1		12	7.14	122	871.08	
2		12	5.80	12	69.60	
3		12	10.14	87	882.18	
4		12	8.60	12	103.20	
6		10	1.32	64	84.48	
POS_W-1 (2 pieces)						
1		12	3.77	252	950.04	
2		12	2.77	20	55.40	
3		8	10.14	52	527.28	
4		8	9.54	24	228.96	
5		10	2.00	128	256.00	

Bars - specifications						
name	Shape and size [cm]	Ø	lg [m]	n [pcs]	lgn [m]	
POS_W-2 (1 piece)						
1		12	3.77	94	354.38	
2		8	7.14	90	642.60	
3		10	2.00	44	88.00	
POS_W-3 (1 piece)						
1		12	2.77	94	260.38	
2		8	7.14	26	185.64	
3		10	2.00	44	88.00	
COLUMNS (1 piece)						
1		10	1.22	17	20.74	
2		12	3.17	8	25.36	

Bars - recount			
Ø [mm]	lgn [m]	Weight unit [kg/m]	Weight [kg]
S500			
8	1584.48	0.40	625.87
10	537.22	0.62	331.46
12	6161.50	0.89	5471.41
Total			6428.75